

Shopping Online Safely

BluOr Bank AS payment cards are connected to the international safe online purchase system – *Mastercard SecureCode/Verified by VISA*. It protects your payment card from unauthorised use while shopping on the internet.

How does this service work?

When you make a purchase at websites supporting this technology, a window will open prompting you to enter a unique password or SMS code (similarly to a PIN prompt at an ATM). To activate MasterCard SecureCode/Verified by VISA for your payment card, please input:

- 1) a Digipass generated unique password;
- 2) a unique SMS code that you will receive in your mobile device.

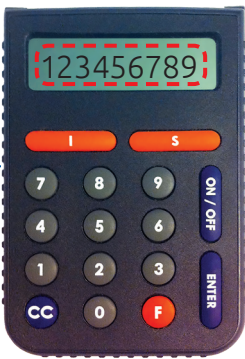
Use your **Digipass** to generate a unique password.

Digipass 700

Power up the device. The screen will briefly display the caption **BALTIKUMS**, which indicates that the Digipass belongs to BluOr Bank AS. In 1–2 seconds, this text will change to **YOUR PIN?**. Input the PIN and press the **ENTER** button.

If the PIN is correct, the screen will display **SELECT IS F**. Press the **I** button.

The screen will output a unique password that identifies you as the actual payer.



Digipass 310

Power up the device by holding the **OK** button. The screen will briefly display the caption **Welcome**. In 1–2 seconds, this text will change to **YOUR PIN?**. Input the PIN and press the **OK** button.

If the PIN is correct, the screen will display **PIN OK**, followed by **Select 1. Login**. Press the **OK** button.

The screen will display **Response:** followed by a 9-digit password that identifies you as the actual payer.



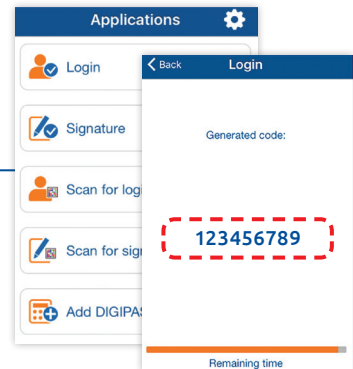
Mobile Digipass

To generate a unique password, tap **Login**.



This will open a screen prompting you to input your Digipass password. If you have several mobile Digipasses activated, select the appropriate one.

Input your Digipass password and tap **OK**.

Once you enter the mobile Digipass password, a generated unique password will be displayed.



Enter the Digipass generated unique password in the authentication screen:

EN ▾



Cardholder authentication

Amount EUR 0.10
 Date 02.10.2018 03:48:51
 Merchant blueorangebank.com
 Card number xxxxxxxxxxxx5050
 Digipass code

Submit
Cancel

Phone: +371 67 031 333
info@blueorangebank.com

[Help](#)

EN ▾

Cardholder authentication

Amount EUR 0.10
 Date 02.10.2018 03:48:51
 Merchant blueorangebank.com
 Card number xxxxxxxxxxxx5050
 Digipass code

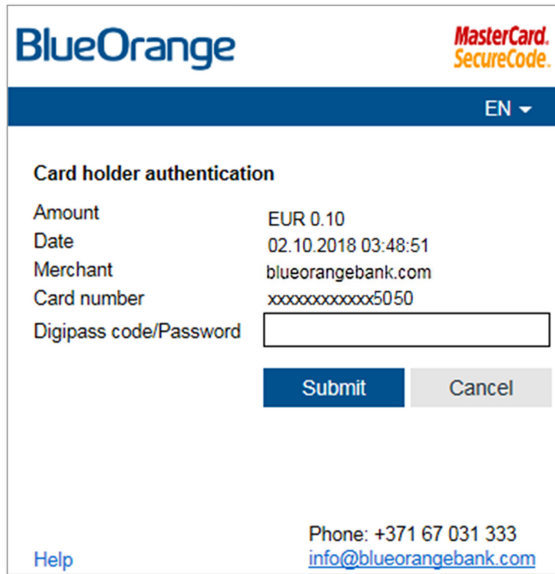
Submit
Cancel

Phone: +371 67 031 333
info@blueorangebank.com

[Help](#)

Entering an SMS code

- In the “Digipass code/Password” field, enter your password for authentication with an SMS code.



BlueOrange MasterCard SecureCode

EN

Card holder authentication

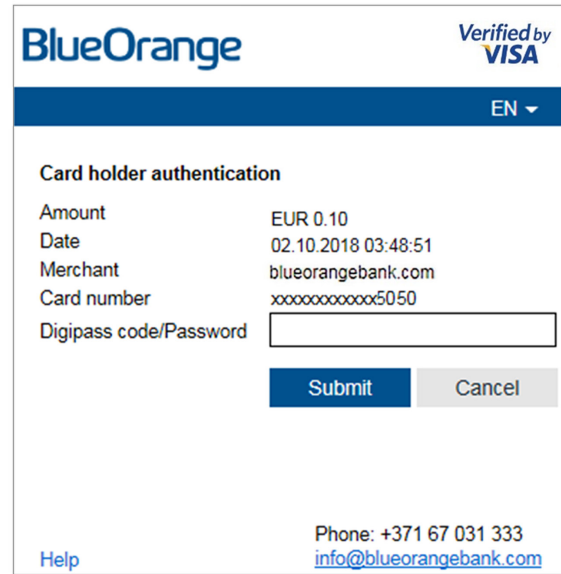
Amount EUR 0.10
Date 02.10.2018 03:48:51
Merchant blueorangebank.com
Card number xxxxxxxxxxxx5050

Digipass code/Password

Submit Cancel

Phone: +371 67 031 333
info@blueorangebank.com

[Help](#)



BlueOrange Verified by VISA

EN

Card holder authentication

Amount EUR 0.10
Date 02.10.2018 03:48:51
Merchant blueorangebank.com
Card number xxxxxxxxxxxx5050

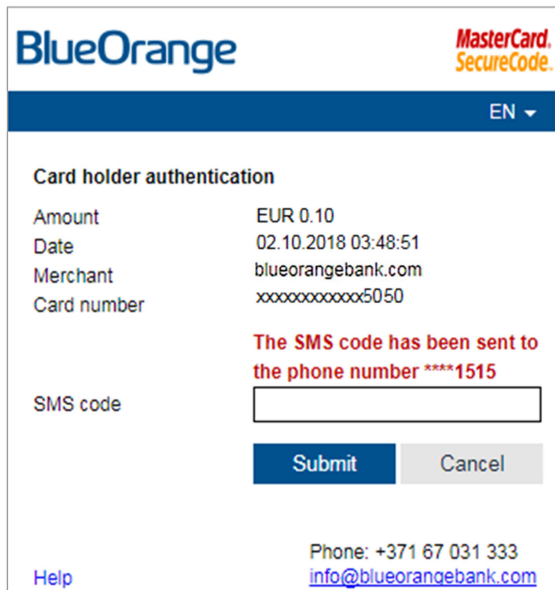
Digipass code/Password

Submit Cancel

Phone: +371 67 031 333
info@blueorangebank.com

[Help](#)

- You will receive an SMS code in your mobile device; input the code into the “SMS code” field.



BlueOrange MasterCard SecureCode

EN

Card holder authentication

Amount EUR 0.10
Date 02.10.2018 03:48:51
Merchant blueorangebank.com
Card number xxxxxxxxxxxx5050

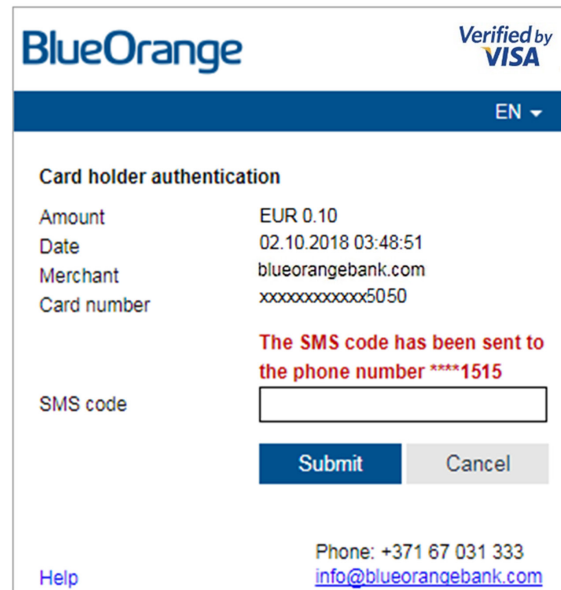
The SMS code has been sent to the phone number **1515**

SMS code

Submit Cancel

Phone: +371 67 031 333
info@blueorangebank.com

[Help](#)



BlueOrange Verified by VISA

EN

Card holder authentication

Amount EUR 0.10
Date 02.10.2018 03:48:51
Merchant blueorangebank.com
Card number xxxxxxxxxxxx5050

The SMS code has been sent to the phone number **1515**

SMS code

Submit Cancel

Phone: +371 67 031 333
info@blueorangebank.com

[Help](#)

Click

Submit